

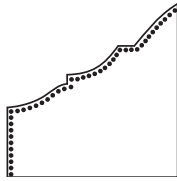
# LANCASTER

CUSTOM CRAFTED UPHOLSTERY

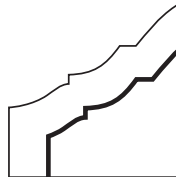
## STYLE 116



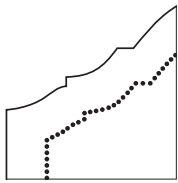
A • Boxed Edge



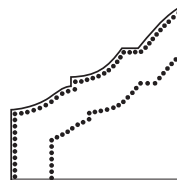
B • Boxed Edge with Nailhead Trim



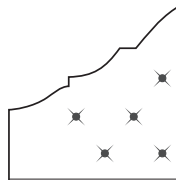
C • 4" Flat Roll Single Welt



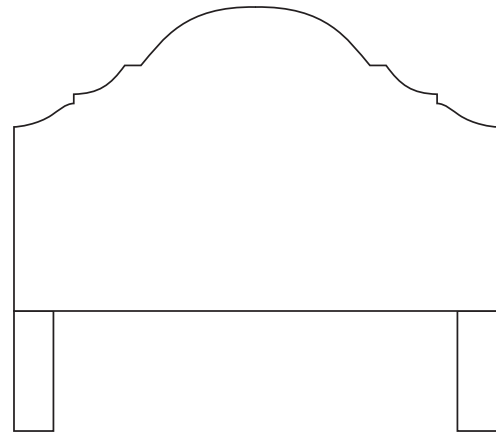
D • 4" Flat Roll Single Nailhead Trim



E • 4" Flat Roll Double Nailhead Trim



F • Mock Button Tufting



<b>116 Headboard Only</b>		COM Solid
Twin	43"W x 56"H	4.5
Full	58"W x 68"H	5
Queen	64"W x 68"H	6
King	80"W x 68"H	6
Cal King	76"W x 68"H	6
<b>116 Standard Bed</b>		COM Solid
Twin	45"W x 56"H x 86"D	10
Full	60"W x 65"H x 86"D	12
Queen	66"W x 65"H x 91"D	13
King	82"W x 65"H x 91"D	13
Cal King	78"W x 65"H x 95"D	13

Contact us for pattern repeat yardage requirements